


High-Reliability Power Inductors MS513PYA



- High temperature materials allow operation in ambient temperatures up to 155°C
- Passes vibration testing to 80 G and shock testing to 1000 G
- Tin-lead (Sn-Pb) termination for the best possible board adhesion
- High current and very low DCR
- Soft saturation makes them ideal for VRM/VRD applications.

Core material Composite

Terminations Tin-lead (63/37) over copper.

Weight 0.83 g

Ambient temperature -55°C to +105°C with Irms current

Maximum part temperature +155°C (ambient + temp rise).

Storage temperature Component: -55°C to +155°C.

Tape and reel packaging: -55°C to +80°C

Resistance to soldering heat Max three 40 second reflows at +260°C, parts cooled to room temperature between cycles

Moisture Sensitivity Level (MSL) 1 (unlimited floor life at <30°C / 85% relative humidity)

Enhanced crush-resistant packaging 500 per 7" reel
Plastic tape: 16 mm wide, 0.30 mm thick, 12 mm pocket spacing, 2.2 mm pocket depth

Part number ¹	Inductance ² ±20% (µH)	DCR (mOhms) ³		SRF (MHz) ⁴		Isat ⁵ (A)	Irms (A) ⁶	
		typ	max	min	typ		20°C rise	40°C rise
MS513PYA151MSZ	0.15	1.9	2.5	129	161	46.0	13.5	18.0
MS513PYA271MSZ	0.27	2.9	3.8	90	112	30.0	11.3	15.8
MS513PYA331MSZ	0.33	4.0	5.2	70	88	28.0	10.5	15.0
MS513PYA471MSZ	0.47	5.3	6.4	59	72	24.3	9.0	12.8
MS513PYA681MSZ	0.68	7.9	9.5	43	54	22.3	7.5	9.8
MS513PYA102MSZ	1.0	9.8	10.8	37	46	18.0	6.0	8.3
MS513PYA122MSZ	1.2	11.5	12.8	34	42	17.6	5.3	7.5
MS513PYA152MSZ	1.5	17.6	19.3	30	37	15.0	4.5	6.8
MS513PYA222MSZ	2.2	28.7	31.6	23	29	13.6	3.8	5.3

1. When ordering, please specify **screening** code:

MS513PYA222MSZ

Screening: Z = Unscreened

Y = Unscreened (SLDC Option A)

W = Unscreened (SLDC Option B)

H = Group A screening per Coilcraft CP-SA-10001

G = Coilcraft CP-SA-10001 Group A (SLDC Option A)

D = Coilcraft CP-SA-10001 Group A (SLDC Option B)

All screening performed to the document's latest revision

Custom screening also available

2. Inductance tested at 100 kHz, 0.1 Vrms using an Agilent/HP 4192A.

3. DCR measured using a micro-ohmmeter.

4. SRF measured using an Agilent/HP 4395A or equivalent.

5. DC current at 25°C that causes a 30% (typ) inductance drop from its value without current.

6. Current that causes the specified temperature rise from 25°C ambient. This information is for reference only and does not represent absolute maximum ratings.

7. Electrical specifications at 25°C.

Refer to Doc 362 "Soldering Surface Mount Components" before soldering.

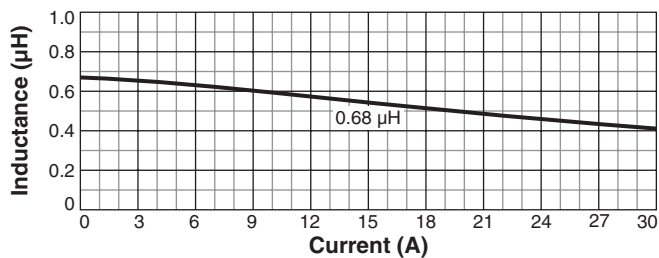
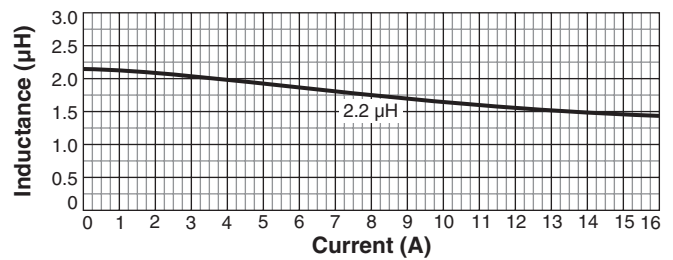
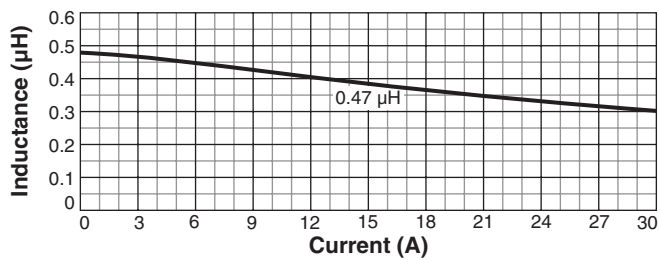
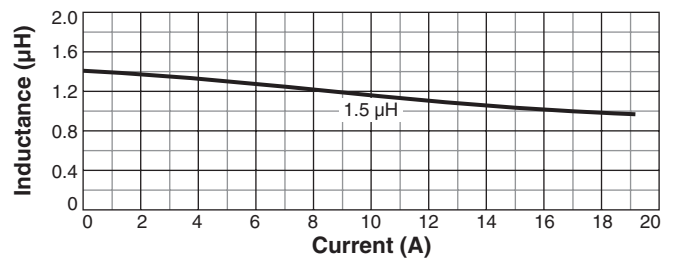
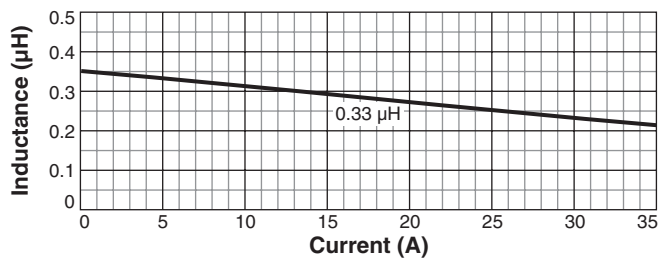
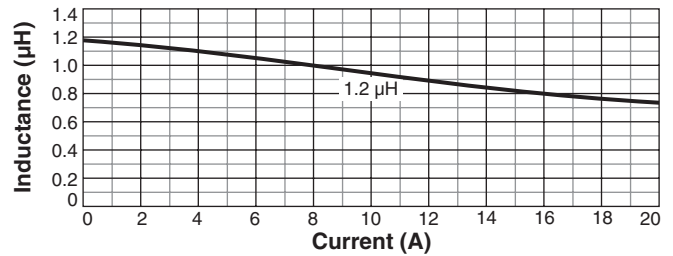
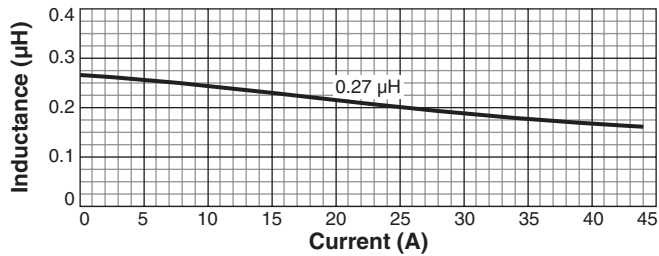
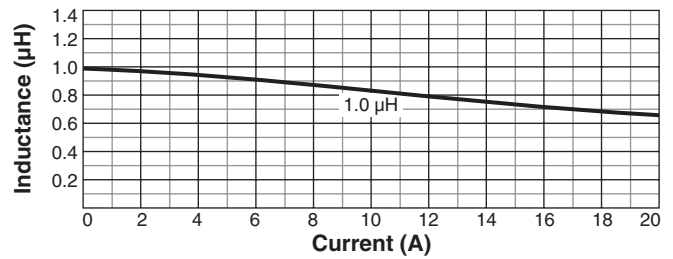
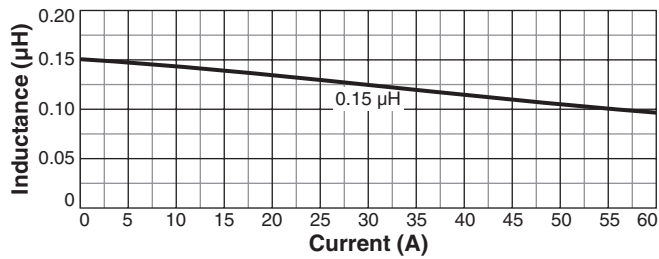
Irms Testing

Irms testing was performed on a 0.060" thick pcb with 4 oz. copper traces optimized to minimize additional temperature rise.

Temperature rise is highly dependent on many factors including pcb land pattern, trace size, and proximity to other components. Therefore temperature rise should be verified in application conditions.

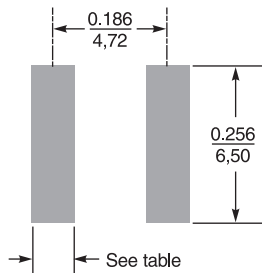
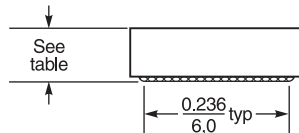
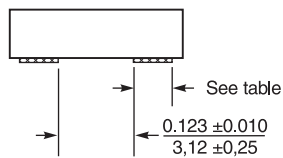
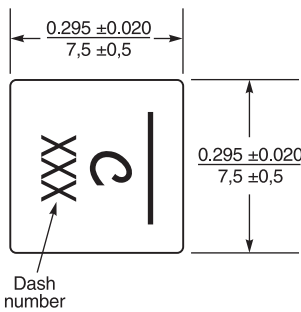
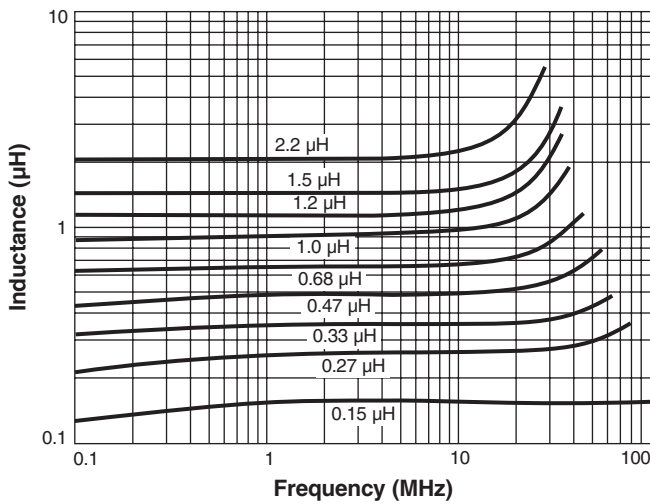
MS513PYA Series (7020)

L vs Current



MS513PYA Series (7020)

L vs Frequency



Recommended Land Pattern

Dash number	Terminal width ±0.004 / ±0.10 (in / mm)	Maximum* height (in / mm)	Land Pattern Width (in / mm)
-151	0.063 / 1,60	0.081 / 2.05	0.070 / 1.78
-271	0.063 / 1,60	0.081 / 2.05	0.070 / 1.78
-331	0.063 / 1,60	0.079 / 2.00	0.070 / 1.78
-471	0.063 / 1,60	0.079 / 2.00	0.070 / 1.78
-681	0.063 / 1,60	0.079 / 2.00	0.070 / 1.78
-102	0.063 / 1,60	0.079 / 2.00	0.070 / 1.78
-122	0.063 / 1,60	0.079 / 2.00	0.070 / 1.78
-152	0.055 / 1,40	0.079 / 2.00	0.062 / 1.58
-222	0.055 / 1,40	0.079 / 2.00	0.062 / 1.58

*Height dimension shown is for the mounted part after reflow. Dimensions before mounting can be an additional 0.008 inch / 0.2 mm.

Dimensions are in inches / mm



1102 Silver Lake Road
Cary, IL 60013
Phone 800-981-0363

Fax 847-639-1508
Email cps@coilcraft.com
www.coilcraft-cps.com

Document MS871-3 Revised 05/02/23

This product may not be used in medical or high risk applications without prior Coilcraft approval. Specifications subject to change without notice. Please check our web site for latest information.