

Outgassing Compliant Power Inductors AE465PYA



- Exceptionally low DCR; soft saturation
- Passes NASA low outgassing specifications
- High temperature materials allow operation in ambient temperatures up to 155°C.
- Passes vibration testing to 80 G and shock testing to 1000 G
- Tin-lead (Sn-Pb) terminations for the best possible board adhesion

Terminations Tin-lead (63/37) over copper.

Core material Composite

Weight 0.33 – 0.42 g

Ambient temperature –55°C to +105°C with Irms current

Maximum part temperature +155°C (ambient + temp rise).

Storage temperature Component: –55°C to +155°C.

Tape and reel packaging: –55°C to +80°C

Resistance to soldering heat Max three 40 second reflows at +260°C, parts cooled to room temperature between cycles

Moisture Sensitivity Level (MSL) 1 (unlimited floor life at <30°C / 85% relative humidity)

Enhanced crush-resistant packaging 500/7" reel

Plastic tape: 12 mm wide, 0.3 mm thick, 8 mm pocket spacing, 4.27 mm pocket depth

Part number ¹	Inductance ² ±20% (µH)	DCR (mOhms) ³		SRF (MHz) ⁴		Isat (A) ⁵	Irms (A) ⁶	
		typ	max	min	typ		20°C rise	40°C rise
AE465PYA521MSZ	0.52	4.83	5.31	104	130	13.1	10.0	12.0
AE465PYA681MSZ	0.68	5.74	6.31	80	100	11.6	9.2	11.3
AE465PYA821MSZ	0.82	6.65	7.32	76	95	11.0	8.1	10.2
AE465PYA102MSZ	1.0	7.54	8.29	62	78	10.3	7.8	10.2
AE465PYA152MSZ	1.5	10.3	11.3	55	69	9.4	6.1	8.5
AE465PYA222MSZ	2.2	15.2	16.7	43	54	7.4	4.9	6.8
AE465PYA332MSZ	3.3	26.5	29.2	33	41	5.4	3.7	5.1
AE465PYA472MSZ	4.7	33.7	37.1	26	33	4.9	3.0	4.3
AE465PYA682MSZ	6.8	44.9	49.4	24	30	4.8	2.7	3.5
AE465PYA822MSZ	8.2	60.8	66.9	21	27	4.0	2.3	3.0
AE465PYA103MSZ	10	84.0	92.4	19	24	3.0	2.0	2.7
AE465PYA153MSZ	15	109	120	16	20	2.8	1.7	2.3

1. When ordering, please specify **screening** code:

AE465PYA153MSZ

Screening: Z = Unscreened

Y = Unscreened (SLDC Option A)

W = Unscreened (SLDC Option B)

H = Group A screening per Coilcraft CP-SA-10001

G = Coilcraft CP-SA-10001 Group A (SLDC Option A)

D = Coilcraft CP-SA-10001 Group A (SLDC Option B)

All screening performed to the document's latest revision

Custom screening also available

2. Inductance tested at 100 kHz, 0.1 Vrms, 0 Adc.

3. DCR measured on a micro-ohmmeter.

4. SRF measured using an Agilent/HP 4395A or equivalent.

5. DC current at 25°C that causes a 30% (typ) inductance drop from its value without current.

6. Current that causes the specified temperature rise from 25°C ambient. This information is for reference only and does not represent absolute maximum ratings.

7. Electrical specifications at 25°C.

Refer to Doc 362 "Soldering Surface Mount Components" before soldering.

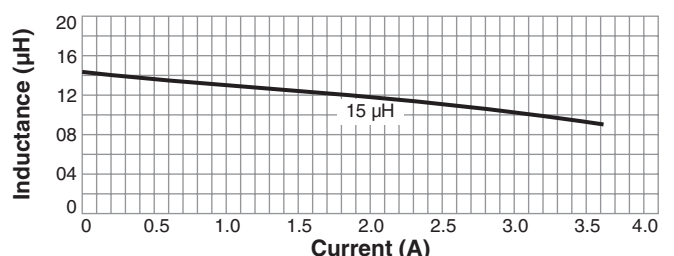
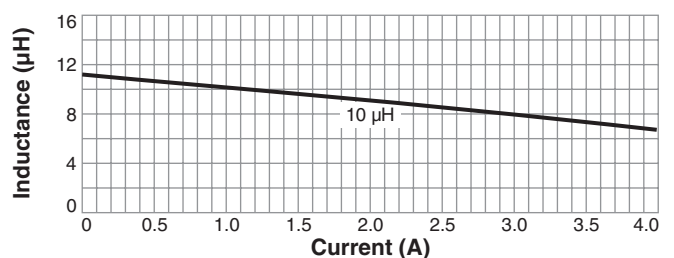
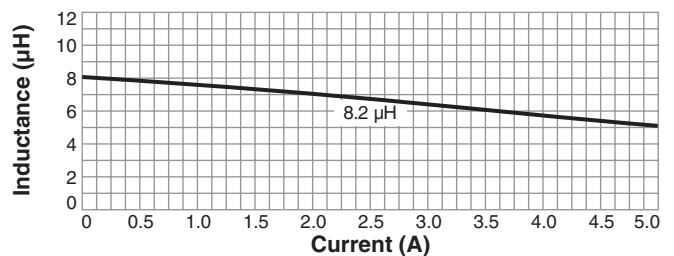
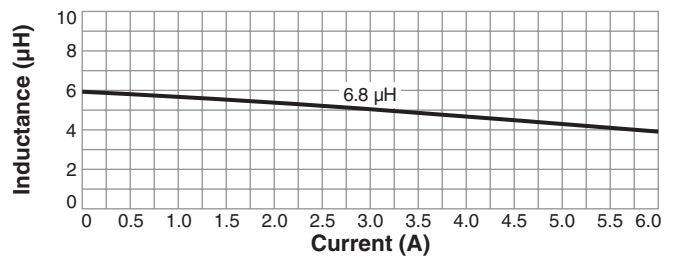
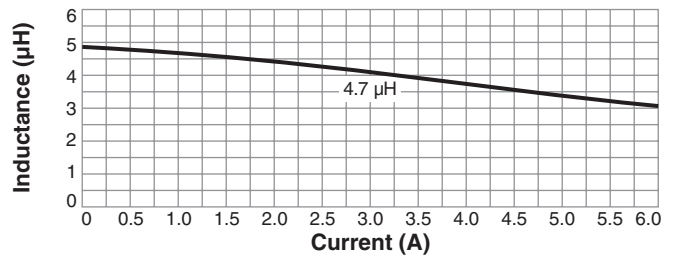
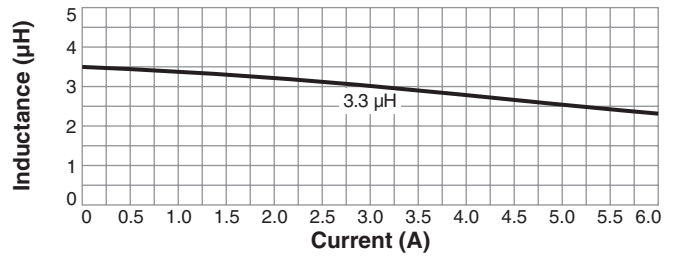
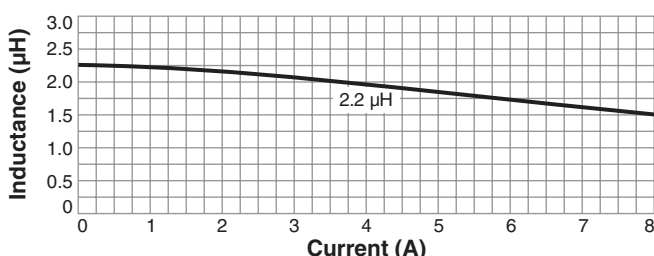
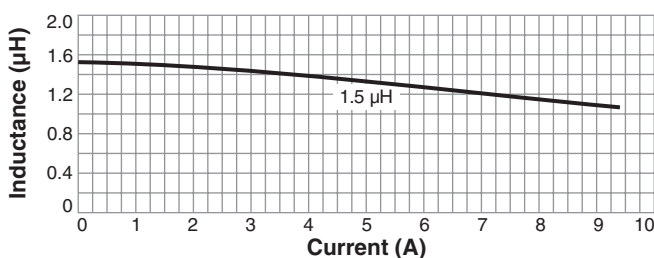
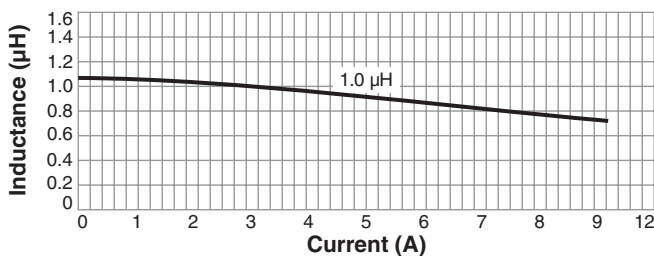
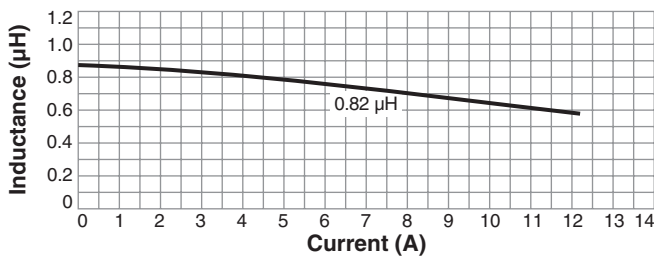
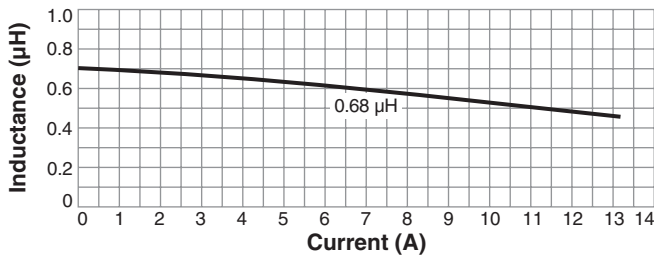
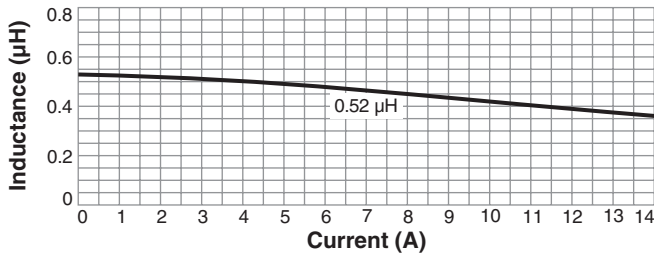
Irms Testing

Irms testing was performed in still air on a 0.060 inch thick pcb with 4 oz copper traces (0.321 inch wide) capable of carrying 22 Amps.

Temperature rise is highly dependent on many factors including pcb land pattern, trace size, and proximity to other components. Therefore temperature rise should be verified in application conditions.

AE465PYA Series

L vs Current



CRITICAL PRODUCTS & SERVICES

1102 Silver Lake Road
Cary, IL 60013
Phone 800-981-0363

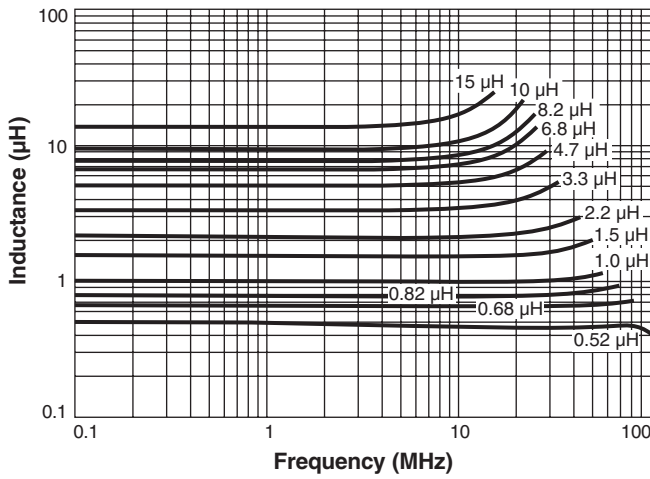
Fax 847-639-1508
Email cps@coilcraft.com
www.coilcraft-cps.com

Document AE803-2 Revised 04/12/23

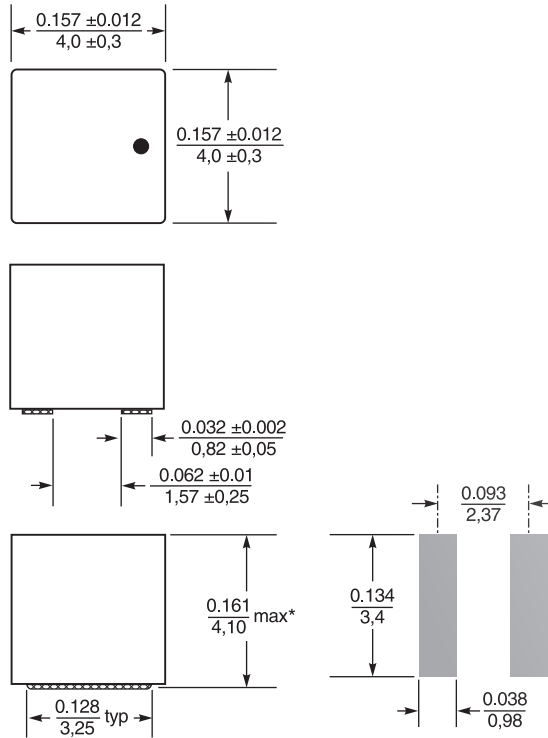
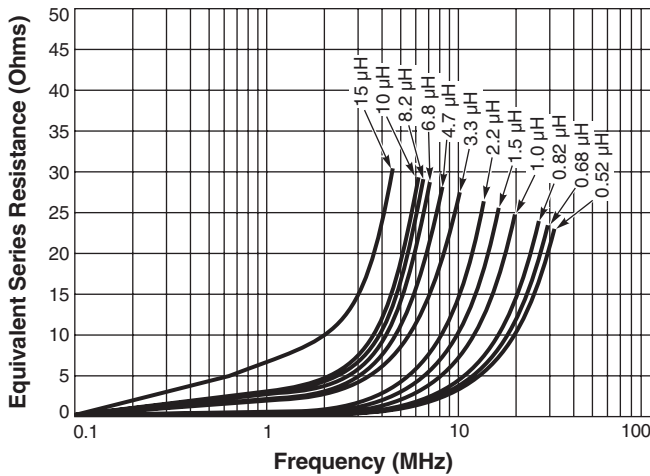
This product may not be used in medical or high risk applications without prior Coilcraft approval. Specifications subject to change without notice. Please check our web site for latest information.

AE465PYA Series

L vs Frequency



ESR vs Frequency



* Height dimension shown is for the mounted part after reflow. Dimension before mounting can be an additional 0.005 inch / 0.13 mm.

Suggested Land Pattern

Dimensions are in $\frac{\text{inches}}{\text{mm}}$



CRITICAL PRODUCTS & SERVICES

1102 Silver Lake Road
Cary, IL 60013
Phone 800-981-0363

Fax 847-639-1508
Email cps@coilcraft.com
www.coilcraft-cps.com

Document AE803-3 Revised 04/12/23

This product may not be used in medical or high risk applications without prior Coilcraft approval. Specifications subject to change without notice. Please check our web site for latest information.