


High Reliability Power Inductors ML433PZA



- High temperature materials allow operation in ambient temperatures up to 155°C
- Exceptionally low DCR – 10.8 mOhm
- Excellent current handling capability

Terminations Tin-silver over copper.

Core material Composite

Weight 134 – 187 mg

Ambient temperature –55°C to +105°C with Irms current

Maximum part temperature +155°C (ambient + temp rise).

Storage temperature Component: –55°C to +155°C.

Tape and reel packaging: –55°C to +80°C

Resistance to soldering heat Max three 40 second reflows at +260°C, parts cooled to room temperature between cycles

Moisture Sensitivity Level (MSL) 1 (unlimited floor life at <30°C / 85% relative humidity)

Enhanced crush-resistant packaging 1000/7" reel; 3500/13" reel
Plastic tape: 12 mm wide, 0.23 mm thick, 8 mm pocket spacing, 2.3 mm pocket depth

Part number ¹	Inductance ² ±20% (µH)	DCR (mOhms) ³		SRF (MHz) ⁴		Isat (A) ⁵			Irms (A) ⁶	
		typ	max	min	typ	10% drop	20% drop	30% drop	20°C rise	40°C rise
ML433PZA102MLZ	1.0	10.80	11.90	51	64	4.5	5.1	5.4	6.0	8.3
ML433PZA152MLZ	1.5	14.40	15.80	47	59	4.1	4.4	4.6	5.0	6.8
ML433PZA222MLZ	2.2	21.35	23.50	30	38	3.1	3.5	3.7	4.5	6.0
ML433PZA332MLZ	3.3	34.80	38.30	26	33	2.7	2.8	2.9	2.9	3.9
ML433PZA472MLZ	4.7	52.20	57.40	21	26	2.0	2.5	2.7	2.7	3.6

1. When ordering, please specify **screening** code:

ML433PZA472MLZ

Screening: Z = Unscreened

Y = Unscreened (SLDC Option A)

W = Unscreened (SLDC Option B)

H = Group A screening per Coilcraft CP-SA-10001

G = Coilcraft CP-SA-10001 Group A (SLDC Option A)

D = Coilcraft CP-SA-10001 Group A (SLDC Option B)

All screening performed to the document's latest revision

2. Inductance tested at 100 kHz, 0.1 Vrms, 0 Adc.

3. DCR measured on a micro-ohmmeter.

4. SRF measured using an Agilent/HP 4395A or equivalent.

5. DC current at 25°C that causes the specified inductance drop from its value without current.

6. Current that causes the specified temperature rise from 25°C ambient.
This information is for reference only and does not represent absolute maximum ratings.

7. Electrical specifications at 25°C.

Refer to Doc 362 "Soldering Surface Mount Components" before soldering.

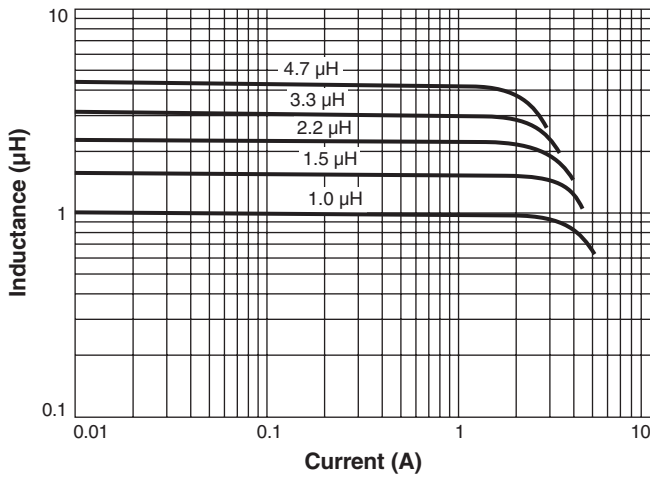
Irms Testing

Irms testing was performed on a 0.060" thick pcb with 4 oz. copper traces optimized to minimize additional temperature rise.

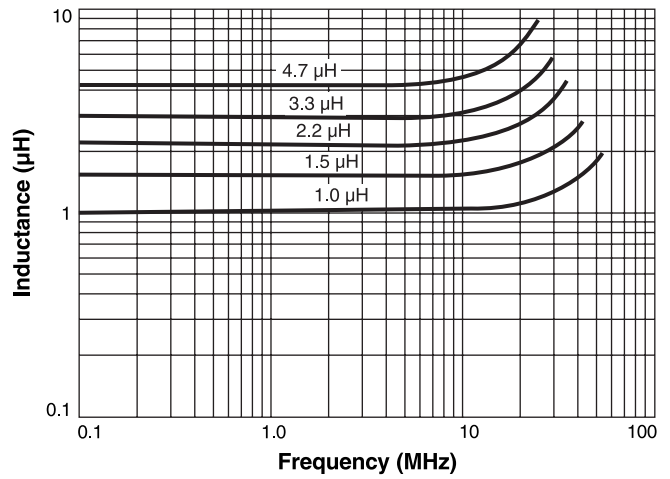
Temperature rise is highly dependent on many factors including pcb land pattern, trace size, and proximity to other components. Therefore temperature rise should be verified in application conditions.

ML433PZA Series

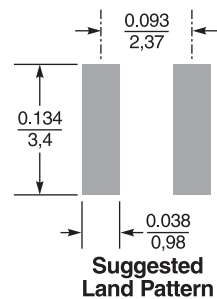
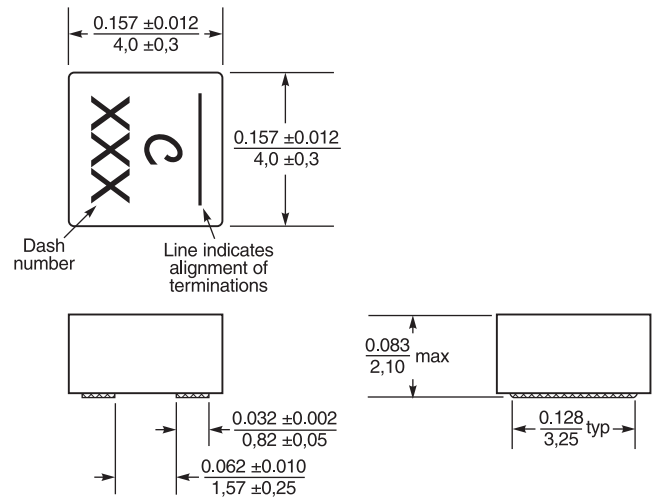
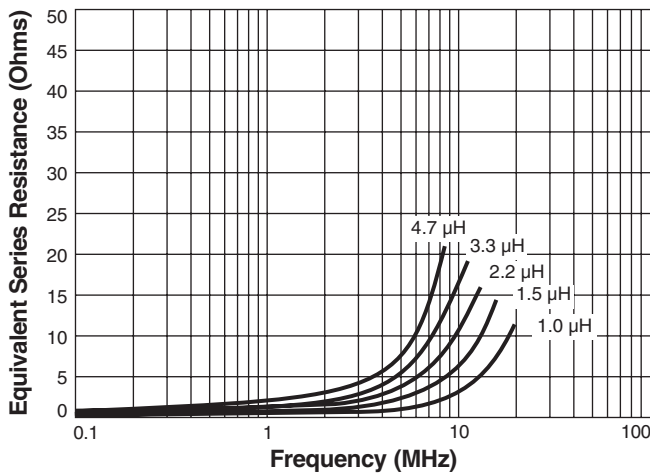
L vs Current



L vs Frequency



ESR vs Frequency



* Height dimension shown is for the mounted part after reflow. Dimension before mounting can be an additional 0.008 inch / 0.2 mm.

Dimensions are in $\frac{\text{inches}}{\text{mm}}$



CRITICAL PRODUCTS & SERVICES

1102 Silver Lake Road
Cary, IL 60013
Phone 800-981-0363

Fax 847-639-1508
Email cps@coilcraft.com
www.coilcraft-cps.com

Document ML745-2 Revised 04/19/23

This product may not be used in medical or high risk applications without prior Coilcraft approval. Specifications subject to change without notice. Please check our web site for latest information.