


Tip and Ring Filters for Critical Applications



These surface mount tip and ring filters provide substantial reduction of noise throughout an extended frequency range.

Part number ¹	ST515FRF3531LZ	ST515FRF3532LZ
Lines	1	2
Minimum inductance: (each winding @ 130 kHz)	35 µH	35 µH
Rated current:	500 mA	500 mA
DCR each winding:	0.075 Ω max	0.135 Ω max
Dielectric strength:	1500 Vrms (1 – 8)	1500 Vrms (1,2 – 7,8)

1. When ordering, please specify **termination** code:

ST515FRF3531LZ

Termination: L = Tin-silver-copper over tin over nickel over phos bronze
Special order: S = Tin-lead (63/37).

- Operating temperature range -40°C to +85°C.
- Electrical specifications at 25°C.

Core material Ferrite

Terminations Tin-silver-copper over tin over nickel over phos bronze. Other terminations available at additional cost.

Weight 214 – 216 mg

Ambient temperature -40°C to +85°C

Maximum part temperature +85°C (ambient + temp rise).

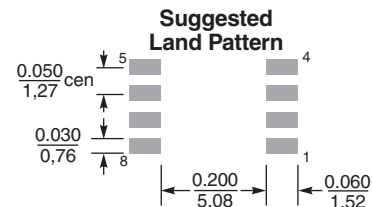
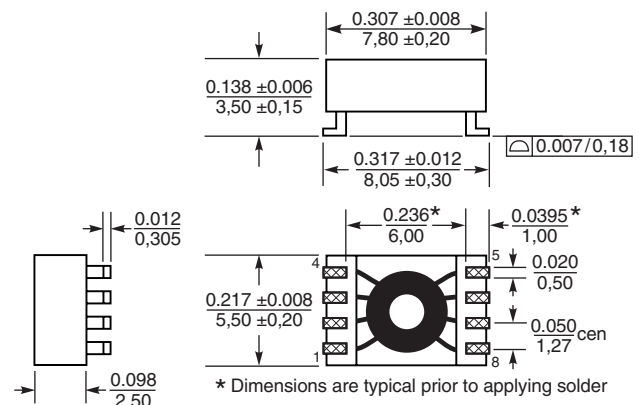
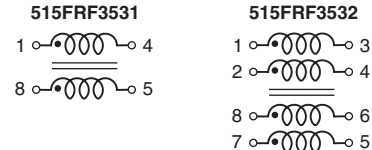
Storage temperature Component: -55°C to +85°C.

Tape and reel packaging: -55°C to +80°C

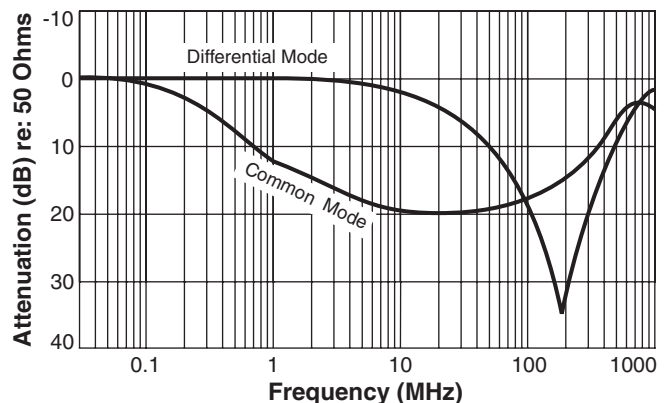
Resistance to soldering heat Max three 40 second reflows at +260°C, parts cooled to room temperature between cycles

Moisture Sensitivity Level (MSL) 1 (unlimited floor life at <30°C / 85% relative humidity)

Packaging 250/7" reel; Plastic tape: 16 mm wide, 0.35 mm thick, 8 mm pocket spacing, 4.4 mm pocket depth



Typical Response**



**Measured on Agilent/HP 8753D network analyzer.



CRITICAL PRODUCTS & SERVICES
© Coilcraft, Inc. 2023

Specifications subject to change without notice.
Please check our website for latest information.
1102 Silver Lake Road
Cary, IL 60013
Phone 800-981-0363

Document ST492 Revised 12/05/23
This product may not be used in medical or high risk applications without prior Coilcraft approval. Specifications subject to change without notice. Please check our web site for latest information.