

High Reliability Power Inductors ML465PYA



- High temperature materials allow operation in ambient temperatures up to 155°C
- Passes vibration testing to 80 G and shock testing to 1000 G
- Exceptionally low DCR – 4.83 mOhm
- Soft saturation makes them ideal for VRM/VRD applications.

Terminations Tin-silver (96.5/3.5) over copper.

Core material Composite

Weight 0.33 – 0.42 g

Ambient temperature –55°C to +105°C with Irms current

Maximum part temperature +155°C (ambient + temp rise).

Storage temperature Component: –55°C to +155°C.

Tape and reel packaging: –55°C to +80°C

Resistance to soldering heat Max three 40 second reflows at +260°C, parts cooled to room temperature between cycles

Moisture Sensitivity Level (MSL) 1 (unlimited floor life at <30°C / 85% relative humidity)

Enhanced crush-resistant packaging 500/7" reel

Plastic tape: 12 mm wide, 0.3 mm thick, 8 mm pocket spacing, 4.27 mm pocket depth

Part number ¹	Inductance ² ±20% (µH)	DCR (mOhms) ³		SRF (MHz) ⁴		Isat (A) ⁵	Irms (A) ⁶	
		typ	max	min	typ		20°C rise	40°C rise
ML465PYA521MLZ	0.52	4.83	5.31	104	130	13.1	10.0	12.0
ML465PYA681MLZ	0.68	5.74	6.31	80	100	11.6	9.2	11.3
ML465PYA821MLZ	0.82	6.65	7.32	76	95	11.0	8.1	10.2
ML465PYA102MLZ	1.0	7.54	8.29	62	78	10.3	7.8	10.2
ML465PYA152MLZ	1.5	10.3	11.3	55	69	9.4	6.1	8.5
ML465PYA222MLZ	2.2	15.2	16.7	43	54	7.4	4.9	6.8
ML465PYA332MLZ	3.3	26.5	29.2	33	41	5.4	3.7	5.1
ML465PYA472MLZ	4.7	33.7	37.1	26	33	4.9	3.0	4.3
ML465PYA682MLZ	6.8	44.9	49.4	24	30	4.8	2.7	3.5
ML465PYA822MLZ	8.2	60.8	66.9	21	27	4.0	2.3	3.0
ML465PYA103MLZ	10	84.0	92.4	19	24	3.0	2.0	2.7
ML465PYA153MLZ	15	109	120	16	20	2.8	1.7	2.3

1. When ordering, please specify **screening** code:

ML465PYA153MLZ

Screening: Z = Unscreened

Y = Unscreened (SLDC Option A)

W = Unscreened (SLDC Option B)

H = Group A screening per Coilcraft CP-SA-10001

G = Coilcraft CP-SA-10001 Group A (SLDC Option A)

D = Coilcraft CP-SA-10001 Group A (SLDC Option B)

All screening performed to the document's latest revision

2. Inductance tested at 100 kHz, 0.1 Vrms, 0 Adc.

3. DCR measured on a micro-ohmmeter.

4. SRF measured using an Agilent/HP 4395A or equivalent.

5. DC current at 25°C that causes a 30% (typ) inductance drop from its value without current.

6. Current that causes the specified temperature rise from 25°C ambient. This information is for reference only and does not represent absolute maximum ratings.

7. Electrical specifications at 25°C.

Refer to Doc 362 "Soldering Surface Mount Components" before soldering.

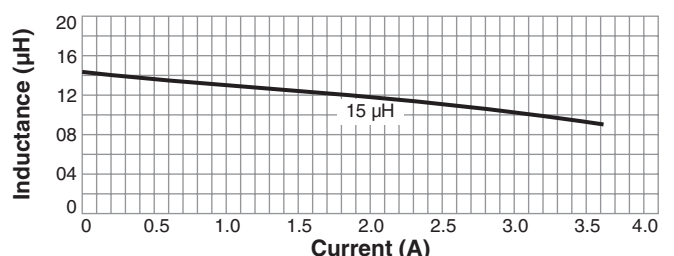
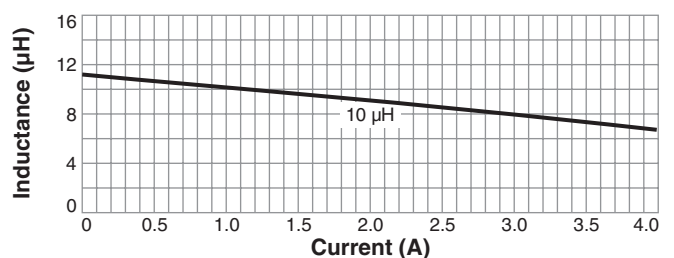
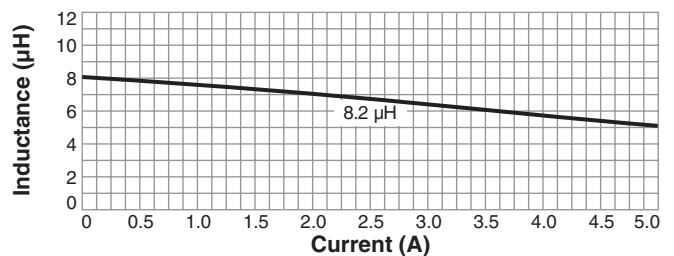
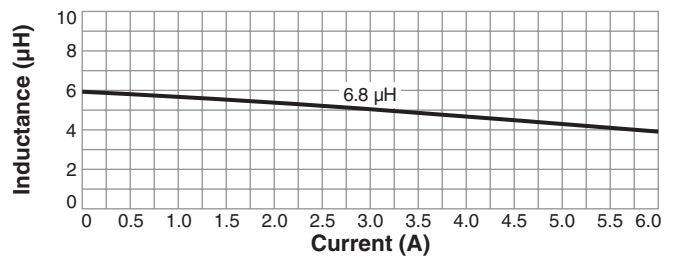
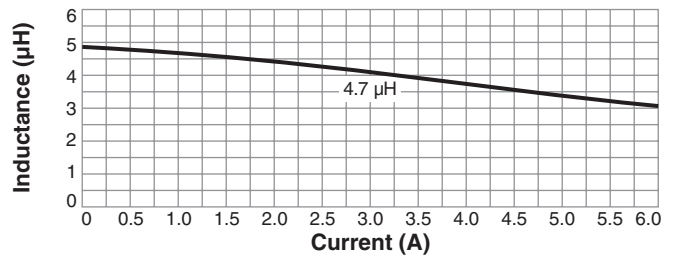
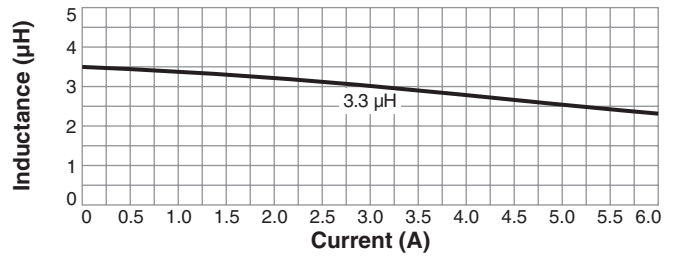
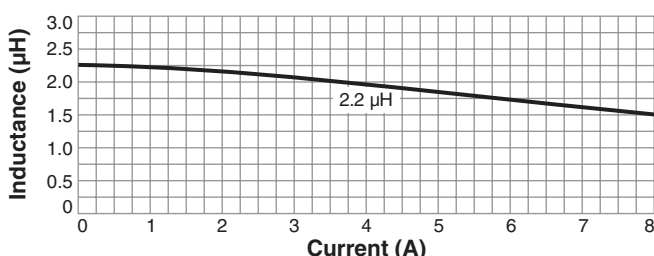
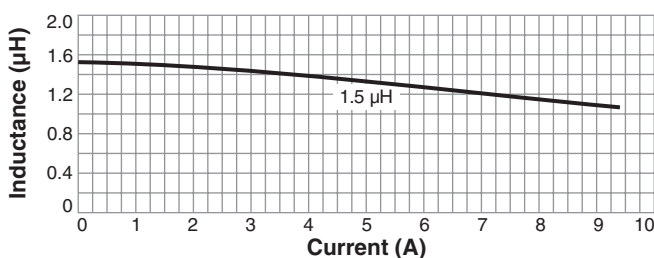
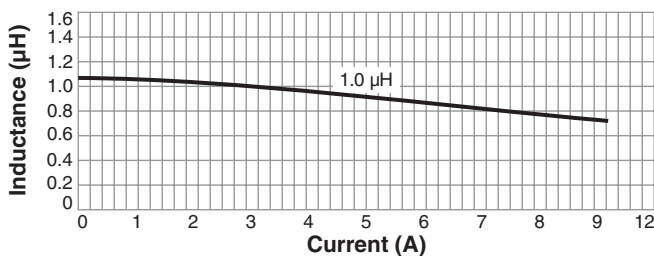
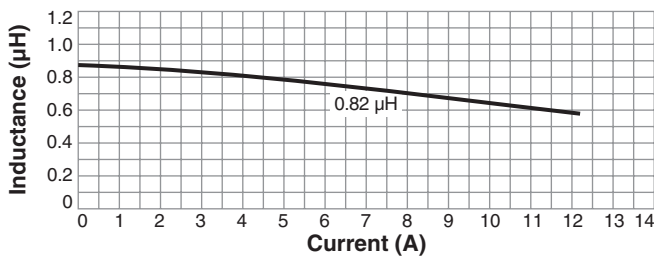
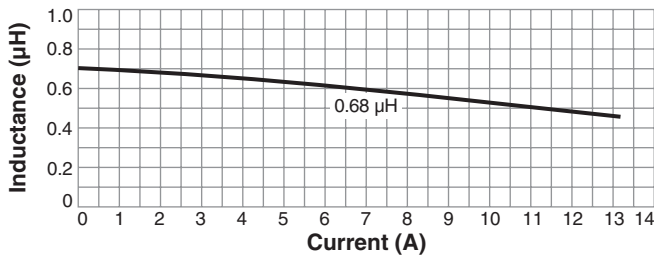
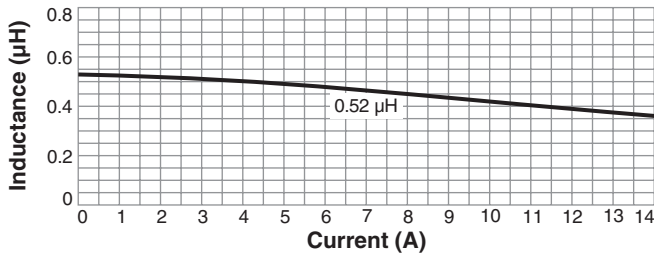
Irms Testing

Irms testing was performed in still air on a 0.060 inch thick pcb with 4 oz copper traces (0.321 inch wide) capable of carrying 22 Amps.

Temperature rise is highly dependent on many factors including pcb land pattern, trace size, and proximity to other components. Therefore temperature rise should be verified in application conditions.

ML465PYA Series

L vs Current



CRITICAL PRODUCTS & SERVICES

1102 Silver Lake Road
Cary, IL 60013
Phone 800-981-0363

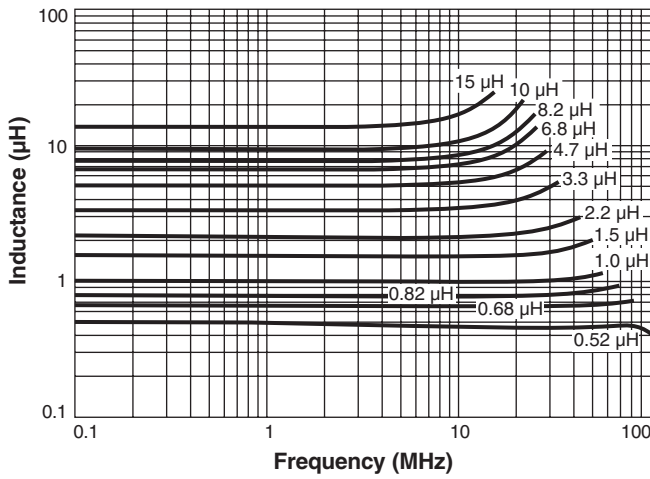
Fax 847-639-1508
Email cps@coilcraft.com
www.coilcraft-cps.com

Document ML803-2 Revised 04/20/23

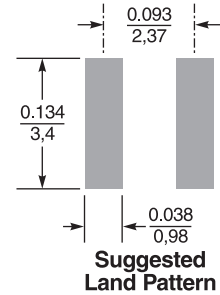
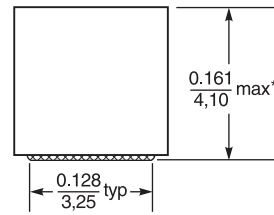
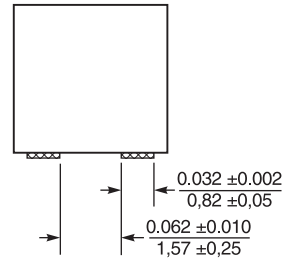
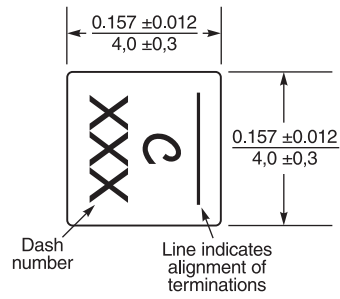
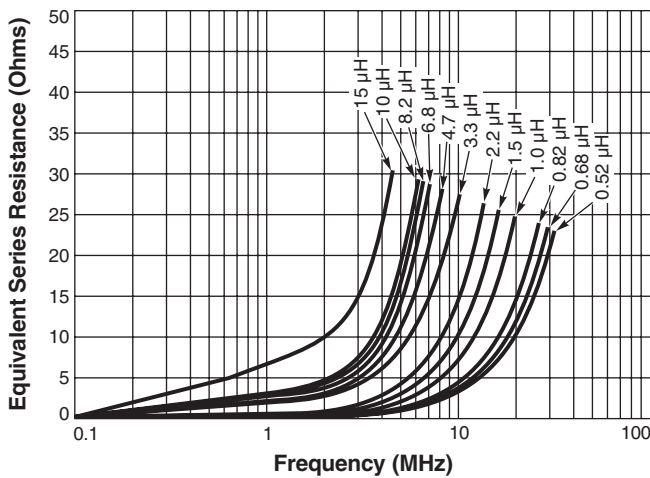
This product may not be used in medical or high risk applications without prior Coilcraft approval. Specifications subject to change without notice. Please check our web site for latest information.

ML465PYA Series

L vs Frequency



ESR vs Frequency



* Height dimension shown is for the mounted part after reflow. Dimension before mounting can be an additional 0.005 inch / 0.13 mm.

Dimensions are in $\frac{\text{inches}}{\text{mm}}$



1102 Silver Lake Road
Cary, IL 60013
Phone 800-981-0363

Fax 847-639-1508
Email cps@coilcraft.com
www.coilcraft-cps.com

Document ML803-3 Revised 04/20/23

This product may not be used in medical or high risk applications without prior Coilcraft approval. Specifications subject to change without notice. Please check our web site for latest information.