

# Outgassing Compliant Power Inductors AE566PNB



- High current, low DCR shielded power inductors
- Passes NASA low outgassing specifications
- High temperature materials allow operation in ambient temperatures up to 155°C.
- Tin-lead (Sn-Pb) terminations for the best possible board adhesion

**Core material** Ferrite

**Terminations** Tin-lead (63/37) over tin over nickel over phos bronze.

**Weight:** 2.3 g – 2.5 g

**Ambient temperature** –55°C to +105°C with Irms current

**Maximum part temperature** +155°C (ambient + temp rise).

**Storage temperature** Component: –55°C to +155°C.

Packaging: –55°C to +80°C

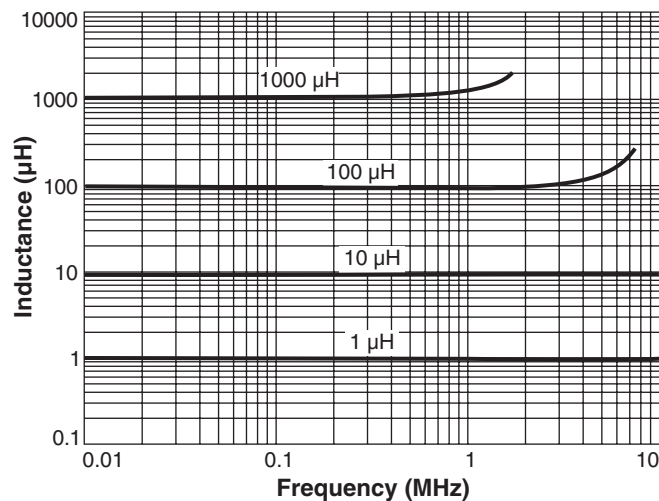
**Resistance to soldering heat** Max three 40 second reflows at +260°C, parts cooled to room temperature between cycles

**Moisture Sensitivity Level (MSL)** 1 (unlimited floor life at <30°C / 85% relative humidity)

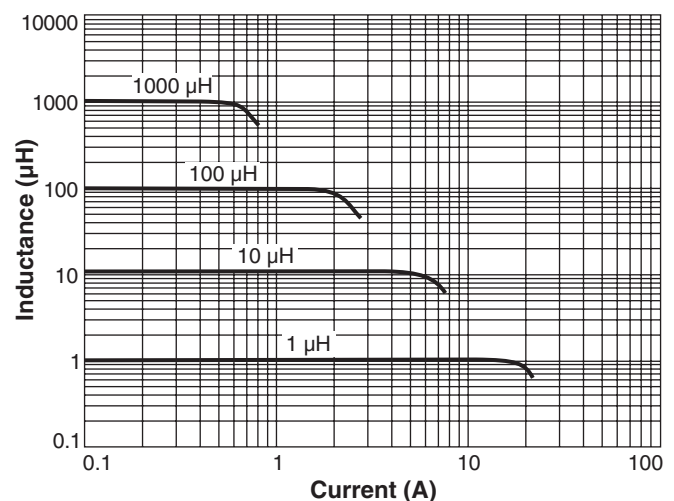
**Enhanced crush-resistant packaging** 200/7" reel

Plastic tape: 24 mm wide, 0.35 mm thick, 16 mm pocket spacing, 4.7mm pocket depth

## Typical L vs Frequency



## Typical L vs Current



# AE566PNB Series

Part number <sup>1</sup>	Inductance <sup>2</sup> ( $\mu$ H)	DCR <sup>3</sup> (mOhms)		SRF <sup>4</sup> (MHz)		Isat (A) <sup>5</sup>			Irms (A) <sup>6</sup>	
		typ	max	min	typ	10% drop	20% drop	30% drop	20°C rise	40°C rise
AE566PNB102MSZ	1.0 $\pm$ 20%	5.6	6.3	70.0	100.0	18.14	20.64	22.24	6.00	8.00
AE566PNB152MSZ	1.5 $\pm$ 20%	8.7	9.7	60.0	85.0	14.06	15.90	17.08	5.80	7.80
AE566PNB272MSZ	2.7 $\pm$ 20%	10.3	11.5	49.0	70.0	11.66	13.16	14.16	5.00	6.80
AE566PNB332MSZ	3.3 $\pm$ 20%	15.1	16.8	46.0	65.0	9.74	11.08	11.98	4.50	6.30
AE566PNB472MSZ	4.7 $\pm$ 20%	19.1	21.3	30.0	42.0	8.62	9.70	10.42	4.40	6.00
AE566PNB562MSZ	5.6 $\pm$ 20%	22.1	24.6	26.0	37.0	7.62	8.74	9.44	3.95	5.75
AE566PNB682MSZ	6.8 $\pm$ 20%	24.9	27.7	23.0	33.0	7.38	8.36	9.00	3.70	5.20
AE566PNB822MSZ	8.2 $\pm$ 20%	27.4	30.5	22.0	31.0	6.84	7.70	8.32	3.35	4.67
AE566PNB103MSZ	10 $\pm$ 20%	36.8	40.9	19.0	27.0	5.88	6.66	7.18	2.85	3.90
AE566PNB123MSZ	12 $\pm$ 20%	38.9	43.3	17.0	24.0	5.34	6.04	6.52	2.69	3.65
AE566PNB153MSZ	15 $\pm$ 20%	48.6	54.1	15.0	22.0	4.68	5.36	5.78	2.50	3.40
AE566PNB183MSZ	18 $\pm$ 20%	51.0	56.7	13.0	19.0	4.32	4.92	5.32	2.41	3.19
AE566PNB223MSZ	22 $\pm$ 20%	60.3	67.0	12.6	18.0	3.84	4.34	4.75	2.30	3.14
AE566PNB273MSZ	27 $\pm$ 20%	67.5	75.0	11.2	16.0	3.54	4.02	4.32	2.06	2.86
AE566PNB333MSZ	33 $\pm$ 20%	81.7	90.8	10.5	15.0	3.24	3.66	3.96	1.90	2.60
AE566PNB393MSZ	39 $\pm$ 20%	95.2	105.8	9.3	13.3	3.04	3.46	3.72	1.73	2.39
AE566PNB473MSZ	47 $\pm$ 20%	120.6	134.0	8.4	12.0	2.70	3.08	3.34	1.50	2.10
AE566PNB563MSZ	56 $\pm$ 20%	133.8	148.7	7.4	10.6	2.46	2.80	3.02	1.44	2.01
AE566PNB683MSZ	68 $\pm$ 20%	167.3	185.9	6.8	9.7	2.26	2.54	2.74	1.30	1.80
AE566PNB823MSZ	82 $\pm$ 20%	188.5	209.5	6.2	8.8	1.98	2.26	2.46	1.24	1.72
AE566PNB104MSZ	100 $\pm$ 20%	216.8	240.9	5.6	8.0	1.84	2.08	2.24	1.19	1.65
AE566PNB124KSZ	120 $\pm$ 10%	287.2	319.2	5.0	7.2	1.62	1.86	2.04	1.03	1.42
AE566PNB154KSZ	150 $\pm$ 10%	326.7	363.0	4.6	6.6	1.48	1.70	1.82	0.95	1.30
AE566PNB184KSZ	180 $\pm$ 10%	379.5	421.7	4.1	5.9	1.36	1.56	1.68	0.89	1.21
AE566PNB224KSZ	220 $\pm$ 10%	488.2	542.5	3.7	5.3	1.22	1.38	1.50	0.76	1.00
AE566PNB274KSZ	270 $\pm$ 10%	560.1	622.4	3.3	4.7	1.12	1.26	1.36	0.72	0.95
AE566PNB334KSZ	330 $\pm$ 10%	731.4	812.7	2.9	4.1	1.00	1.10	1.20	0.65	0.87
AE566PNB394KSZ	390 $\pm$ 10%	813.7	904.2	2.7	3.8	0.946	1.00	1.10	0.59	0.79
AE566PNB474KSZ	470 $\pm$ 10%	935.1	1039	2.5	3.5	0.864	0.978	1.00	0.56	0.76
AE566PNB564KSZ	560 $\pm$ 10%	1193	1326	2.1	3.0	0.776	0.884	0.956	0.50	0.67
AE566PNB684KSZ	680 $\pm$ 10%	1370	1523	2.0	2.8	0.720	0.818	0.882	0.46	0.62
AE566PNB824KSZ	820 $\pm$ 10%	1590	1767	1.8	2.6	0.634	0.728	0.792	0.43	0.58
AE566PNB105KSZ	1000 $\pm$ 10%	2090	2323	1.7	2.4	0.594	0.676	0.728	0.36	0.50

1. When ordering, please specify **screening** code:

**AE566PNB105KSZ**

**Screening:** Z = Unscreened

Y = Unscreened (SLDC Option A)

W = Unscreened (SLDC Option B)

H = Coilcraft CP-SA-10001 Group A

G = Coilcraft CP-SA-10001 Group A (SLDC Option A)

D = Coilcraft CP-SA-10001 Group A (SLDC Option B)

1/2/3 = EEE-INST-002 (Family 1) Level 1/2/3

4/5 = MIL-STD-981 (Family 04) Class B=4, Class S=5

- Screening performed to the document's latest revision.
- Lot qualification (Group B) available.
- Testing T and U have been replaced with more detailed codes 4, 5, and 1, 2, 3, respectively. Codes T and U can still be used, if necessary. Custom testing also available.
- Country of origin restrictions available; prefix options G or F.

2. Inductance measured at 100 kHz, 0.1 Vrms, 0 Adc using a Coilcraft SMD-A fixture in an Agilent/HP 4263B LCR meter or equivalent.

3. DCR measured on a micro-ohmmeter and a Coilcraft CCF858 test fixture.

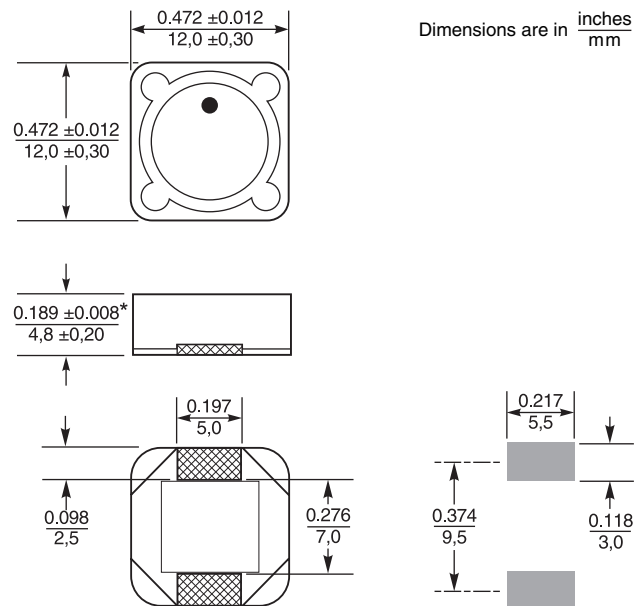
4. SRF measured using an Agilent/HP 8753D network analyzer.

5. DC current at which the inductance drops the specified amount from its value without current.

6. Current that causes the specified temperature rise from 25°C ambient.

7. Electrical specifications at 25°C.

Refer to Doc 362 "Soldering Surface Mount Components" before soldering.



\*Dimensions are for the mounted part.  
Dimensions before mounting can be an additional 0.006 inch (0,152 mm).

**Suggested  
Land Pattern**

**Coilcraft CPS**  
CRITICAL PRODUCTS & SERVICES

1102 Silver Lake Road  
Cary, IL 60013  
Phone 800-981-0363

Fax 847-639-1508  
Email cps@coilcraft.com  
www.coilcraft-cps.com

Document AE540-2 Revised 04/12/23

This product may not be used in medical or high risk applications without prior Coilcraft approval. Specifications subject to change without notice. Please check our web site for latest information.