


200°C Air Core Inductors AT536RAT



- High Q over a wide range of frequencies
- Special materials allow operation in ambient temperatures as low as -60°C and up to 200°C.
- Passes NASA low outgassing specifications

Terminations Tin-lead (63/37) over copper

Ambient temperature -60°C to +150°C with I_{max} current

Maximum part temperature +200°C (ambient + temp rise).

Storage temperature Component: -60°C to +200°C.

Tape and reel packaging: -55°C to +80°C

Resistance to soldering heat Max three 40 second reflows at +260°C, parts cooled to room temperature between cycles

Temperature Coefficient of Inductance (TCL) +5 to +70 ppm/°C

Moisture Sensitivity Level (MSL) 1 (unlimited floor life at <30°C / 85% relative humidity)

Enhanced crush-resistant packaging 800 per 13" reel
Plastic tape: 24 mm wide, 0.3 mm thick, 12 mm pocket spacing, 6.1 mm pocket depth

Part number ¹	Turns	Inductance ² (nH)	Percent tolerance	Q ³ min	SRF min ⁴ (GHz)	DCR max ⁵ (mOhm)	I _{max} (A)
AT536RAT90N_S_	9	90	5,2	95	1.140	15	3.5
AT536RATR11_S_	10	111	5,2	87	1.020	15	3.5
AT536RATR13_S_	11	130	5,2	87	0.900	20	3.0
AT536RATR17_S_	12	169	5,2	95	0.875	25	3.0
AT536RATR21_S_	13	206	5,2	95	0.800	30	3.0
AT536RATR22_S_	14	222	5,2	92	0.730	35	3.0
AT536RATR25_S_	15	246	5,2	95	0.685	35	3.0
AT536RATR31_S_	16	307	5,2	95	0.660	35	3.0
AT536RATR38_S_	17	380	5,2	95	0.590	50	2.5
AT536RATR42_S_	18	422	5,2	95	0.540	60	2.5
AT536RATR49_S_	19	491	5,2	95	0.535	65	2.0
AT536RATR54_S_	20	538	5,2	87	0.490	90	2.0

1. When ordering, specify **tolerance** and **screening** codes:

AT536RATR54GSZ

Tolerance: G = 2% J = 5%

Screening: Z = Unscreened

H = Coilcraft CP-SA-10001 Group A

F = ESCC3201 (F4 operational life performed at 90°C)

1 = EEE-INST-002 (Family 3) Level 1

2 = EEE-INST-002 (Family 3) Level 2

3 = EEE-INST-002 (Family 3) Level 3

4 = MIL-STD-981 (Family 50) Class B

5 = MIL-STD-981 (Family 50) Class S

• Screening performed to the document's latest revision.

• Screening not available for parts with 2% tolerance.

• Testing is performed using 155°C as max component temperature.

• Lot qualification (Group B) available.

• Testing T and U have been replaced with more detailed codes 4, 5, and 1, 2, 3, respectively. Codes T and U can still be used, if necessary. Custom testing also available.

• Country of origin restrictions available; prefix option G.

2. Inductance measured at 50 MHz on an Agilent/HP 4286A or equivalent with a Coilcraft SMD-A test fixture and correlation.

3. Q measured at 50 MHz on an Agilent/HP 4291A or equivalent with a 16193A test fixture or equivalent.

4. SRF measured on an Agilent/HP 8753ES or equivalent with a Coilcraft CCF1268 test fixture.

5. DCR measured on a Keithley 580 Micro-Ohmmeter or equivalent.

6. Electrical specifications at 25°C.

Refer to Doc 362 "Soldering Surface Mount Components" before soldering.

Coilcraft CPS
CRITICAL PRODUCTS & SERVICES

1102 Silver Lake Road
Cary, IL 60013
Phone 800-981-0363

© Coilcraft, Inc. 2022

Fax 847-639-1508
Email cps@coilcraft.com
www.coilcraft-cps.com

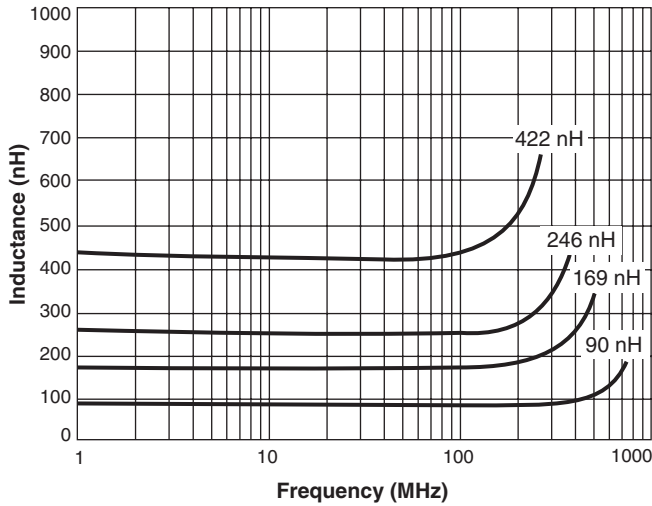
Document AT185-1 Revised 12/06/22

This product may not be used in medical or high risk applications without prior Coilcraft approval. Specifications subject to change without notice. Please check our web site for latest information.

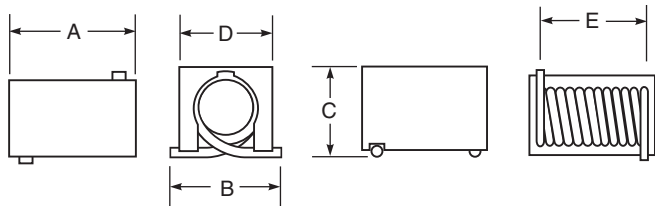
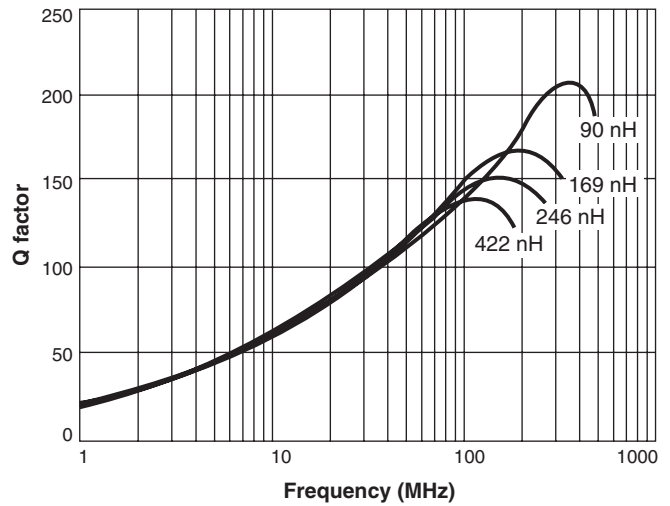
AT536RAT Series Air Core Inductors

S-Parameter files
ON OUR WEB SITE
SPICE models
ON OUR WEB SITE

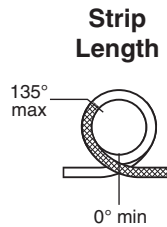
Typical L vs Frequency



Typical Q vs Frequency

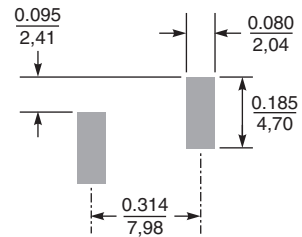


A max	B max	C max	D	E	
0.415	0.260	0.235	0.240 ±0.015	0.314 ±0.020	inches
10,55	6,60	5,97	6,10 ±0,38	7,98 ±0,51	mm



Dimensions are in $\frac{\text{inches}}{\text{mm}}$

Suggested Land Pattern



CRITICAL PRODUCTS & SERVICES

© Coilcraft, Inc. 2022

1102 Silver Lake Road
Cary, IL 60013
Phone 800-981-0363

Fax 847-639-1508
Email cps@coilcraft.com
www.coilcraft-cps.com

Document AT185-2 Revised 12/06/22

This product may not be used in medical or high risk applications without prior Coilcraft approval. Specifications subject to change without notice. Please check our web site for latest information.